

Pool care plan included



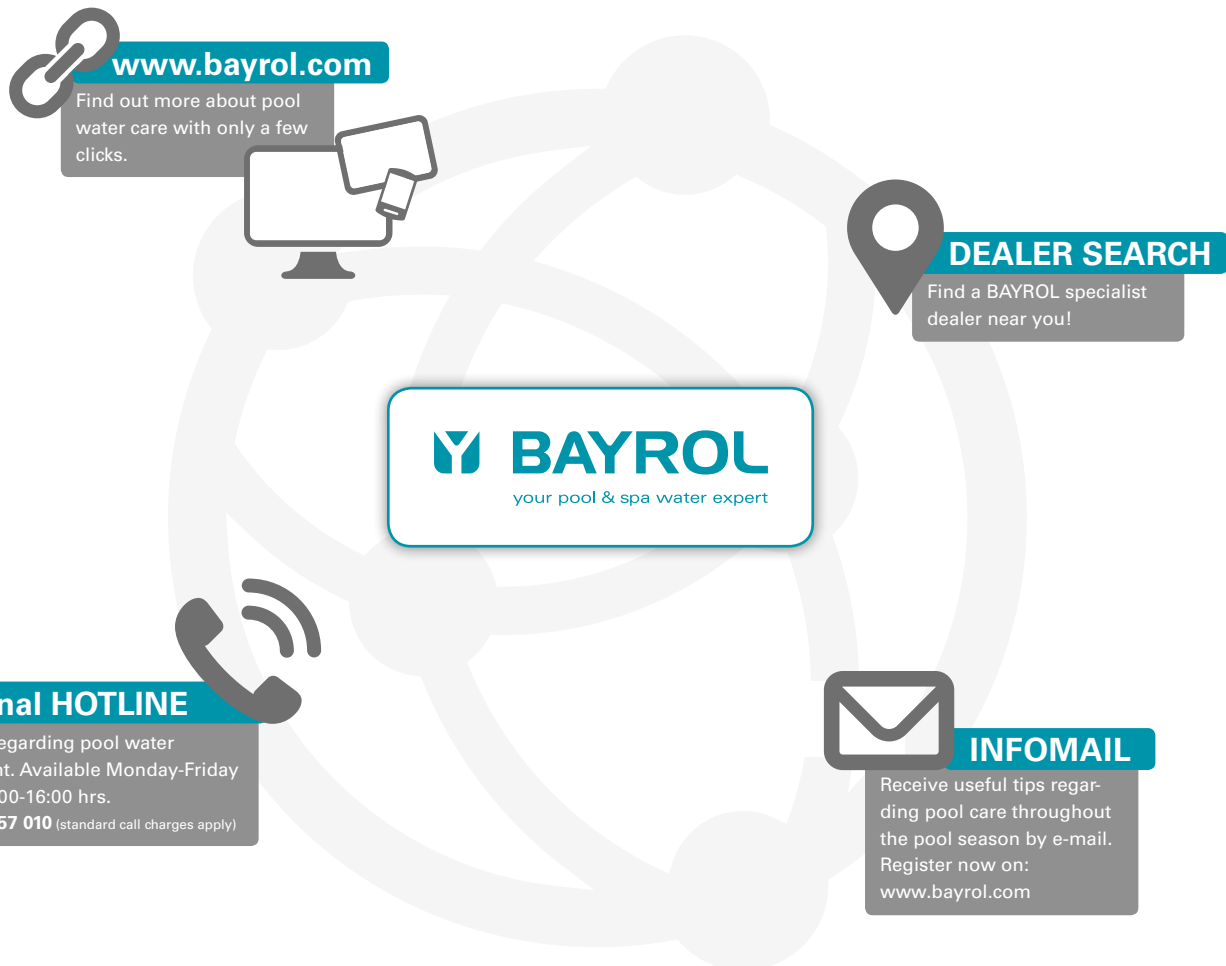
**Superior swimming pool care.  
Reliable and simple.**

 **BAYROL**  
your pool & spa water expert

## Pool care and service from BAYROL.

Trust in Europe's leading pool water specialist for all of your swimming pool water care needs. Everything from a single source: from easy-to-use multifunctional care products to a range specifically dedicated to solving problems. Should you still have questions, please do not hesitate to contact BAYROL via one of the following methods. Because your pool deserves the best!

Further care tips and problem solutions for pool water and pools can be found here:





## Contents

- 4 Things you should know about pool water care.
- 5 The right care at the right time.
- 6 Annual pool calendar.
- 8 For additional safety before bathing. Water testing.
- 9 To help you feel completely at ease. Water balancing.
- 10 For pool water that is not only clean to the eye. Water disinfection.
- 12 In case of problems with water care. Shock disinfection.
- 13 Eliminates unwanted pool guests. Prevention of algae growth.
- 14 The best method for quick water clarity. Flocculation.
- 15 The final touch for any pool.
- 16 Filter care and filter cleaning.
- 17 Additional helpers to ensure carefree pool fun.
- 18 For the perfect dose of care.
- 19 Useful tips for your pool.
- 20 For every problem there is a solution.
- 22 Correct handling of BAYROL products.

# Things you should know about pool water care.

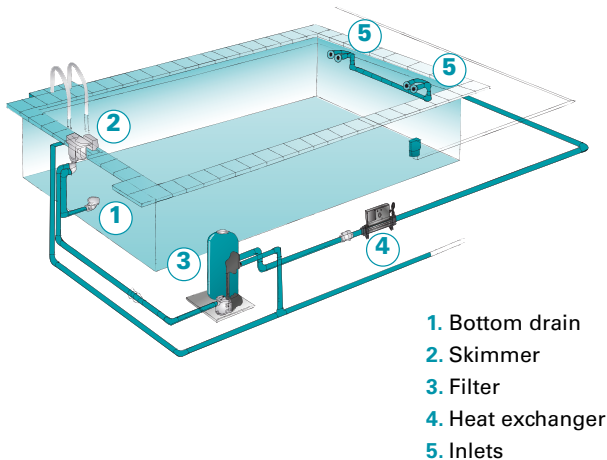
## Physical & chemical water treatment

Through a precisely coordinated interaction between physical and chemical measures, you keep your pool water in a visually and hygienically perfect condition throughout the entire bathing season.

### Physical water treatment:

#### Circulation and filtration of pool water

In general, we recommend that the complete pool water volume is circulated two to three times per day. This correlates to the circulation pump running on a daily basis for approximately six to eight hours.



1. Bottom drain
2. Skimmer
3. Filter
4. Heat exchanger
5. Inlets

## TIPS

### That's why pool water care is so important:

- Incorrect pH levels can lead to skin irritation as well as reducing the disinfection efficacy.
- No disinfection will allow bacteria to grow
- Algae will turn your water green
- Calcium deposits create rough pool walls

### Chemical water treatment:

#### Dosing of pool care products

Not all impurities can be removed by the filtration system, therefore a treatment with suitable chemical products from the BAYROL care program are essential.


To correctly dose BAYROL pool care products, you need to know **the water volume of your pool in cubic metres.**

To help you calculate the volume, we have included formulas for the most common pool shapes:

#### Rectangular pools

Length x width x depth\*


= \_\_\_\_\_ m<sup>3</sup>



#### Oval pools

Longest length x widest width x depth\* x 0.89

= \_\_\_\_\_ m<sup>3</sup>



#### Figure-8 pools

Longest length x widest width x depth\* x 0.85

= \_\_\_\_\_ m<sup>3</sup>



#### Round pools

Diameter x diameter x depth\* x 0.79

= \_\_\_\_\_ m<sup>3</sup>



\*Depth = Average water depth

## The right care at the right time.

Every colour corresponds to a care step. These steps also determine the order, in which the care products are to be dosed.



**Water balancing**



**Disinfection**



**Algae prevention**



**Flocculation and clarifier**

Why?	When?
<p><b>1 Water balancing</b></p> <ul style="list-style-type: none"> <li>The pH-value is the basis for all subsequent treatment steps.</li> <li>The efficacy of all other care products relies on an ideal pH-value.</li> </ul>	<ul style="list-style-type: none"> <li>When the pH-value is above or below the ideal range of 7.0 - 7.4.</li> </ul>
<p><b>2 Disinfection</b></p> <ul style="list-style-type: none"> <li>For hygienically clean water.</li> <li>Destroys possible health hazards such as germs, viruses and bacteria.</li> </ul>	<ul style="list-style-type: none"> <li>Continuous disinfection throughout the pool season.</li> <li>Additional shock treatment in case of problems (algae, turbidity, slippery surfaces).</li> </ul>
<p><b>3 Algae prevention</b></p> <ul style="list-style-type: none"> <li>Algae provides the perfect breeding ground for bacteria and fungi.</li> <li>Slippery deposits can cause accidents.</li> </ul>	<ul style="list-style-type: none"> <li>Regularly to prevent algae growth, particularly when exposed to direct sunlight and high temperatures.</li> </ul>
<p><b>4 Flocculation and clarifier</b></p> <ul style="list-style-type: none"> <li>Fine particles cannot be filtered out and can cause cloudy pool water.</li> <li>Flocculants consolidate the fine particles and form larger flakes, which can be held back in the filter.</li> </ul>	<ul style="list-style-type: none"> <li>Regular treatment throughout the whole season.</li> </ul>

**BAYROL has created 3 product categories to make it easier for you to select products:**

- **Essential Care:** products for regular pool care
- **Comfort Care:** products for an even better and more comfortable pool care
- **Problem Solver :** the solution to water problems

## Annual pool calendar.

Optimal pool maintenance the whole year through.

### Spring cleaning

Once a year, preferably in spring, we recommend to completely drain your outdoor pool and carry out a thorough cleaning. Even if the water may look clear to the eye, it will still be necessary to remove dirt, calcium deposits, algae remains and micro organisms from pool walls and floor as well as in the filter. Only a clean pool and filter will ensure the best efficacy of the water treatment products during the season. Please take advice from your pool dealer about draining your pool.

Calcium deposits and other debris can easily be removed from walls and floor by using **Decalcit Super**. The sand filter can be descaled with **Decalcit Filter**, whilst applying **Filterclean Tab** will thoroughly disinfect the filter sand (please turn to page 16 for more details).

Depending on the level of water hardness, **Calcinex®** should be applied immediately after refilling the pool with fresh water. Since the pH value tends to raise quickly after the refill, **Calcinex®** will prevent calcium present in the water to precipitate and settle on pool walls and floor. (please turn to page 17 for more details).



### TIP

#### Shock treatment

After refilling, in case of problems or before winterising your pool, products for a shock treatment should always be on hand.

## Holiday treatment

If your pool is not fitted with an automatic dosing system and you will be away for more than 8 days, special measures should be taken to ensure sufficient disinfectant and algae prevention is present in the water during your absence.

### Recommended procedure for sand filters:

Backwash the filter, check the pH level and if necessary adjust between 7.0 and 7.4. Add one **Chlorilong® ULTIMATE 7 Bloc** cartridge per 50 m<sup>3</sup> into the skimmer. One **Chlorilong® ULTIMATE 7 Bloc** will last for approximately two weeks.

### Recommended procedure for cartridge filters:

Clean the filter, check the pH level and if necessary adjust between 7.0 and 7.4. Depending on your pool

size, place several **Chlorilong®** tablets in a dosing floater. By reducing the width of the dosing slits, you can disinfect the pool water for up to 3 weeks. Please do not forget to dose double the usual amount of **Desalgine® Jet**.

### Practical:

Ideally, the pool should be covered with a suitable pool cover. The circulation pump should continue to run on a daily basis, however, half the usual time. Even if the water visually looks good after returning from holidays, you should carry out a thorough backwash of the sand filter, respectively a thorough rinse of the cartridge filter.

## Winterising

For the winterisation of outdoor pools, swimming pool manufacturers recommend to leave them filled with water.

### Advantages:

- Water in the pool counteracts the pressure of soil against pool walls, or prevents the pool from rising due to too high ground water levels in spring.
- A filled pool is less exposed to seasonal weather conditions, and is less likely to be damaged by objects falling in.

An additional advantage is the using of a winteriser such as **Puripool® Super**: calcium deposits and the formation of algae growth is inhibited from the start, making spring cleaning easy and effortless.

### How to prepare your pool for the winter:

1. Check and if necessary adjust the pH level between 7.0 and 7.4.
2. Carry out a shock treatment with **Chlorifix**, or **Chloryte®** with the circulation pump running. This will ensure that the pipework system is disinfected as well.
3. Lower the water level to below the inlets.
4. Dose the appropriate amount of **Puripool® Super** evenly throughout the pool.
5. Drain the external pipework.
6. Add an empty plastic container or a piece of wood to compensate for the ice pressure in the pool.

# For additional safety before bathing. Water testing.

1x per  
week

## Water testing

Control is better - and safer! Even if the pool water appears unchanged to the eyes or nose, the most important parameters could already be outside their set values. Regular pool water testing therefore ensures that both the pH has been adjusted correctly, and that sufficient disinfectant is present in the water. The pool water must be checked at least once a week.



## Products for Water testing:

- Pooltester pH/Chlorine
- Pooltester pH/O<sub>2</sub>
- Pooltester pH/Br
- QuickTest Test Strips
- Aquabrome® Quicktest



### Analysis of the pH-value:

Acidic	Ideal	Alkaline
0 <		> 14
pH too low	7.0 – 7.4	pH too high

### Analysis of the chlorine value (Cl):

Chlorine	Ideal	Chlorine
0 <		> 6
too low	0.5 – 1	too high

### Analysis of the TA-value (TA):

TA-value	Ideal	TA-value
0 <		> 250
too low	80 – 120	too high



# To help you feel completely at ease. Water balancing.

Analysis  
1x per  
week

## 1 Water balancing

The ideal pH-value is between 7.0 and 7.4\*, and is the basis for optimum water treatment. If the pH-value is too high or low, it not only affects skin and hair, but also the efficacy of the water treatment products.

Depending on water hardness and temperature, the pH-value can fluctuate widely. For this reason the pH must be checked regularly – at least once a week – and adjusted when necessary.

\*7.4 -7.6 when using bromine.



## The Water balancing

### pH-Minus

pH-Minus granules lower the pH-value of the pool water, and will be applied when the pH is above 7.4.

### pH-Plus

pH-Plus granules increase the pH-value of the pool water, and will be applied when the pH is below 7.0.

### Hardness Plus

Granules to increase the water hardness specially in soft water areas. Avoids corrosion to metal parts in the pool and damage to pool surfaces.

### Alca-Plus

Granules to correct an instable pH-value due to a low alkalinity level. Prevents pH fluctuations and balances the water.



# For pool water that is not only clean to the eye. Water disinfection.

Analysis  
1x per  
week

## 2 Continuous disinfection

Untreated pool water is an ideal breeding ground for microorganisms such as bacteria, fungi and algae. Microorganisms replicate fast, creating not only slimy deposits and turbid water, but also significantly increasing the risk of an infection. Therefore it is necessary to prevent the growth of microorganisms to ensure the water remains hygienically clean at all times.

BAYROL offers three different methods for water disinfection:

### ► Chlorine

### ► Active oxygen

### ► Bromine

## ► Chlorine

### Chlorilong®

Treating the pool with chlorine is the most commonly used method for pool water disinfection worldwide. It not only destroys bacteria with the highest efficacy, but also oxidises organic contaminants, which cannot be held back in the filter. It is a very safe and reliable water disinfection method, and also offers a good price-performance ratio.



## ► Active oxygen



### Soft & Easy

A disinfection with chlorine free active oxygen is the gentle, odourless alternative to chlorine. Pool water treated with active oxygen is soft to the eyes, skin and hair.



### Bayroshock®

A liquid concentrate for shock treatment in case of water problems.

## ► Bromine



### Aquabrome®

Bromine has similar properties to chlorine in terms of reliable water disinfection. In comparison with chlorine, however, the disinfection with bromine is more effective at higher pH and temperature levels. Bromine is also an ideal alternative when odour is of concern, for instance in hot tubs.

## Chlorilong®, the best chlorine tablets for you pool.

Production in europe - BAYROL-special formulas - Production of chlorine tablets with A.P.O™\*\* - technology.



**Chlorilong® CLASSIC**  
Weekly care



**Chlorilong® POWER5**  
Weekly care




**Chlorilong® ULTIMATE7**  
Weekly care



**Chlorilong® ULTIMATE7 BLOC**  
Continuous disinfection

PRODUCT RANGE <b>Chlorilong®</b>	<b>Chlorilong® CLASSIC</b> Weekly care	<b>Chlorilong® POWER5</b> Weekly care	<b>Chlorilong® ULTIMATE7</b> Weekly care	<b>Chlorilong® ULTIMATE7 BLOC</b> Continuous disinfection	
<b>FUNCTIONS</b>	<b>Disinfection</b>	✓	✓	✓	✓
	<b>Chlorine stabilizer</b>	✓	✓	✓	✓
	<b>Flocculation / turbidity removal</b>		✓	✓	✓
	<b>Scale prevention</b>		✓	✓	✓
	<b>Algae prevention</b>		✓	✓	✓
	<b>Shock disinfection of the filter</b>			✓	✓
	<b>Shock disinfection of the pool</b>			✓	✓



**The latest BAYROL invention reduces chlorine odour!**

Thanks to the Chlorodor Control® capsule, which is inserted in every bucket, the chlorine odour is reduced where you keep your poolcare products.



### TIP

We recommend a steady Chlorine concentration of 0.5 to 1.0 mg/L. You should weekly check this value, as well as the pH value, with the Pooltester or the Quicktest Test Strips.

\* Reduces odour in chlorine tablet buckets, not in the water.

\*\*Ensures that the chlorine tablet dissolves evenly and always releases a constant amount of chlorine into the water.

# In case of problems with water care. Shock disinfection.

## 2 Shock disinfection

If the water disinfection is not sufficient or can not be carried out regularly, common water problems may occur: turbidity or the growth of algae. In both cases, a shock chlorination helps. It is a rapid increase of the chlorine value to remove existing bacteria, existing pathogens and turbidity.

BAYROL offers two ways of shock chlorination:

- ▶ Organic chlorine
- ▶ Inorganic chlorine

More about shock chlorination on page 20.

### ▶ Organic chlorine

#### Chlorifix®

This product increases fast and efficiently the active chlorine value in the pool water. The contained chlorine stabilizer acts against to fast dissolving chlorine at high water temperatures and strong sunlight.

#### Chlorifix® Shock

Chlorifix® Shock is a granular blend based on chlorine in premeasured sachets for an additional weekly maintenance treatment. Thanks to its special formula, swimming is possible again 15 minutes after application.

### ▶ Inorganic chlorine

#### Chloryte®

Highly concentrated, fast dissolving chlorine granules without stabiliser for a shock treatment. Chloryte® avoids the over stabilisation of your pool. Suitable as additional disinfection when using a salt electrolysis or a measuring control and dosing system.



# Eliminates unwanted pool guests. Prevention of algae growth.

1x per  
week

## 3 Prevention of algae growth

Disinfectants alone are not sufficient to inhibit the formation of algae. Effective premeasures are necessary to ensure algae do not grow and spread in your pool, as this could lead to cloudy and discoloured water.

Algaecides (Desalgine® Jet) contain a broadband effect and provide effective prevention against all types of algae. BAYROL algaecides are highly concentrated and particularly efficient even at a low dosage. They are completely free of copper sulfate and therefore prevent any damage on pool surfaces.

## Prevention of algae growth

### Desalgine® Jet - FOAM-FREE

Concentrated, non foaming liquid algaecide for the prevention of algae growth. In addition, it contains a clarifier for enhanced sparkling water.



## ► Recurrent algae problems?

Check the phosphate value in the pool water.

### Phosphate Test Strips

Test strips for the fast and easy determination of phosphate concentration in the pool water.



## TIP

It is much easier and more economical to prevent algae growth than to destroy algae.

# The best method for quick water clarity. Flocculation.

1x per week

## 4 Flocculation

Flocculation ensures crystal clear pool water. If your pool water is circulated regularly, it will appear that dirt particles and floating debris are removed and collected in the sand filter. However, after switching on the underwater spotlight, it will become visible that without flocculation, fine particles are still present in the pool water. Due to the size of these particles, they are unable to be retained in the filter and therefore enter back into the pool.

By using a flocculant, the finest dirt particles are being drawn together and are being covered by a floc. This makes them increase in size, and therefore filterable. During the next backwash, these flocs are finally and efficiently removed from the sand filter. For pools fitted with a cartridge filter, we recommend the use of a clarifier.

### Clear cloudy water.

#### ► Sand filter / Glass filter



#### Superflock Plus

Superflock Plus is a flocculant cartridge for sand filters, for the effective prevention and removal of turbidity in the water. It also reliably removes phosphates and metal ions.

#### ► Cartridge filters



#### Superklar

Superklar is a concentrated liquid with a clarifying effect for the removal of fine dirt particles specially for pools fitted with a cartridge filter.

## The final touch for any pool.

Care products for easy cleaning and even more brilliance in the pool!

### *Protect & Shine* make your pool a STAR!



★ Perfect waterline ★ Brilliant poolwater ★ Shining pool ★

#### Protect & Shine

The unique brilliance formula of Protect & Shine provides even more brilliant pool water and protects the waterline and the skimmer from dirt and grease deposits. Protect & Shine is compatible with all kinds of filters and all methods of disinfection.

### *Protect & Clean* One drop, your waterline is clear!



#### Protect & Clean

2in1 gel cleaner for the waterline. Removes grease and lime deposits. The gel texture enables optimal adhesion on all surfaces and improves the cleaning effect. Through a regular application Protect & Clean protects the pool surface from persistent stains.

## Filter care and filter cleaning.

3 to 4  
times  
per year

### Filter care

An efficient water disinfection as well as a successful turbidity removal via flocculation requires a fully functioning sand filter system. We highly recommend that you carry out a backwash at least once a week to remove dirt that has accumulated in the sand filter, specially in hard water areas.

By backwashing the sand filter regularly, pool water will be replaced with fresh water.

### For optimal filter performance.

#### ► Filter disinfection



#### Filterclean Tab

Filterclean Tab (formerly FilterShockTab) is a patented 200 g chlorine tablet for dual disinfection of the sand filter.

#### ► Filter decalcification



#### Decalcit Filter

Decalcit Filter is a highly effective granules for removing calcium deposits in the filter.

#### ► Filter care and backwashing

During backwashing, the sand filter is cleaned of impurities. The water is pumped under pressure from the bottom of the filter, each grain of sand is then agitated. The impurities that adhere to it detach and are removed.

Pools with insufficient backwashing will have a highly contaminated sand filter. However, with the application of **Filterclean Tab**, the sand filter is intensively disinfected with chlorine for about 30 minutes. We recommend using **Filterclean Tab** at the beginning of the season and when problems occur.

Despite regular backwashing, calcium deposits can build up in the filter specially in hard water areas. In the worst case, this could result in the clogging of the filter and could significantly decrease its efficacy. To prevent this from happening, you should decalcify the filter 3–4 times a year with **Decalcit Filter**.



# Additional helpers to ensure carefree pool fun.

In this section, you find products for pool cleaning, limescale prevention, surface cleaning and winterising.

## ► Pool cleaning



**Decalcit Super**  
Special cleaning gel which is primarily used for spring cleaning of the empty pool to remove limescale deposits from pool walls and floors. Highly concentrated product.

## ► Cleaning of the water line



**Bordnet**  
Ready to use spray for cleaning the waterline and the skimmer. Suitable for all alkali-resistant pool surfaces.

## ► Calcium prevention



**Calcinex®**  
Chlorine stable liquid to prevent the build up of calcium precipitations and metal deposits on pool surfaces.

## ► Pool winterising



**Puripool Super**  
Non-foaming and chlorine stable liquid concentrate against algae growth and calcium deposits. For outdoor pools.

## For the perfect dose of care.

The treatment of pool water makes high demands on an automatic dosing system. Many factors affect the pool water quality and could lead to undesirable effects. BAYROLTECHNICK dosing systems, together with a range of specifically formulated liquid products, guarantee an untroubled use of your pool.

### Premium Class



#### PoolManager® / PoolManager® PRO

This highly efficient measuring, control and dosing system automatically ensures crystal clear pool water. Furthermore, additional features and pool components can easily be connected and manipulated via the device. This allows the PoolManager® to act as a central control system for the entire pool, and thanks to its connection to the internet, all functions can be controlled and altered from any place in the world.

### Functional Class



#### Pool Relax®

The Pool Relax® reliably takes over the automatic measuring and control of the pH and the disinfection for pools with a volume up to 100 m<sup>3</sup>. With its distinguished and elegant design, the Pool Relax® fits in perfectly to the environment of medium to high quality pools.

### Basis Class



#### Automatic<sup>pH</sup> and Automatic<sup>Cl/pH</sup>

Automatic<sup>pH</sup> and Automatic<sup>Cl/pH</sup> are automatic control devices for private pools with a volume of up to 90 m<sup>3</sup>. Automatic<sup>pH</sup> reliably measures and regulates the pH value in the pool water. The Automatic<sup>Cl/pH</sup> additionally measures and regulates the disinfection of the pool water with liquid chlorine.


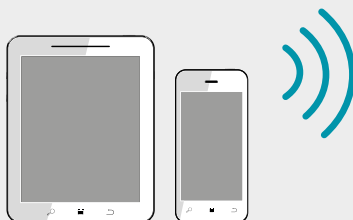
### ► BAYROL TECHNIK, 100% equipment technology

The BAYROL TECHNIK division, located in Munich, stands for 100% research and development in the field of equipment technology and pursues the goal of making automatic water care even simpler and more convenient for the user.

#### Complete Pool-Management-System:

Thanks to integrated remote access, all functions of PoolManager® and Pool Relax® (optional) can be controlled via Smartphone, tablet or PC.

**BAYROL**  
TECHNIK




# Useful tips for your pool.

## Water hardness

The unit of measurement is mg/L of calcium carbonate. Water hardness differs from region to region - for further details please contact your local water authority.

Soft water with a pH level below 7.0 is considered acidic and can corrode metals and pool surfaces. Hard water with a pH level higher than 7.0 is considered alkaline. If the water hardness is above a certain level and the pH above 7.6, calcium deposits will occur. To prevent this from happening, apply **Calcinex®** to the pool water by following the dosing instructions on the product label.



## Using well water to fill your pool

Water from a well could have an increased iron content, leading to a green or brown discolouration of the water after adding chlorine or active oxygen. In case your pool is fitted with a sand filter, you can completely remove iron from the water with the help of **Superflock Plus**. For further information, please see page 20/21 - guide to problem solving.



## Use of pool water for irrigation

Changing the pool water and carrying out a regular backwash generates waste water, which does not necessarily have to be drained into the sewage system. This water can for instance be used to irrigate your garden. If a cistern is available in your garden, you may use it for an „intermediate storage“ of the water, because the chlorine level will degrade to less than 0.3 mg/L rather quickly. In case you intend to extract the water directly from the pool, it is imperative to measure the chlorine level to ensure that this value is not exceeded.

For water treated with active oxygen, please ensure that the active ingredient has completely decomposed before using it for irrigation.

Due to their special formula and composition, brand BAY-ROL balancers, algae inhibitors and flocculants are harmless for plants and soil.



## For every problem there is a solution.

Many factors have an impact on the quality of your pool water. But not to worry! In this section we are providing solutions for the most common pool water problems for you. The detailed description will give you a step by step advice as to how to resolve the problem, and which water treatment products are required for it.

### Milky water with an unpleasant odour.

#### SOLUTION

Too much organic debris present and an **insufficient amount of disinfectant** in the pool water. Filter might be contaminated.

- Manually remove debris from the pool floor and walls with a brush, and vacuum off with a mechanical or electric pool cleaner.
- Backwash and/or clean the filter.
- Check and if necessary adjust the pH level between 7.0 and 7.4.
- Carry out a shock treatment with **Chlorifix®** or **Chloryte®**.
- To improve the removal of cloudiness from the water, place a **Superflock Plus** cartridge in the skimmer.
- If necessary, replace the filter media.

### Cloudy water and rough pool walls.

#### SOLUTION

**Calcium precipitations** in the pool water and **calcium deposits** on the pool walls.

- Manually remove calcium deposits from the pool floor and walls with a brush, and vacuum off with a mechanical/electric pool cleaner.
- If calcium deposits can not be removed mechanically, drain the pool and clean the walls and floor with **Decalcit Super**.
- To prevent further calcium deposits, add **Calcinex®** into the pool water immediately after refilling.
- Ensure that the pH level is maintained between 7.0 and 7.4 at all times.

### Green water and slippery pool walls and floor.

#### SOLUTION

**Algae** in the pool.

- Manually remove algae from the pool floor and walls with a brush, and vacuum off with a mechanical/electric pool cleaner.
- Backwash and/or clean the filter.
- Check and if necessary adjust the pH level between 7.0 and 7.4.
- Carry out a shock treatment with **Chlorifix®** or **Chloryte®**.
- Carry out an anti-algae treatment by dosing **Desalgine® Jet** into the pool.
- Leave the circulation pump running for at least 24 hours and until pool water is clear again.
- To improve the removal of cloudiness from the water, place a **Superflock Plus** cartridge in the skimmer.



## Clear water, but turns green or brown after adding chlorine or active oxygen.

**Iron ions** present in the pool water due to using well water containing iron, or due to corrosion caused by a low pH level.

- Check and if necessary adjust the pH level between 7.0 and 7.4.
- Carry out a shock treatment with **Chlorifix®** or **Chloryte®**.
- To remove the iron, place a **Superflock Plus** cartridge in the skimmer.
- Leave the circulation pump running for at least 24 hours, until the pool water is clear again.
- If the water is still not perfectly clear after backwashing, insert another **Superflock Plus** cartridge in the skimmer and repeat procedure.

### SOLUTION FOR SAND FILTERS

## Metallic shimmer water and hair turning green.

**Copper ions** are present in the water due to corrosion, or by using algacides containing copper sulfate.

- Temporarily increase the pH level between 7.5 and 7.8.
- To remove the copper ions, place a **Superflock Plus** cartridge in the skimmer.
- Leave the circulation pump running for at least 24 hours, until the pool water has lost its metallic shimmer.
- If the water is still not perfectly clear after backwashing, insert another **Superflock Plus** cartridge in the skimmer and repeat procedure.
- Reduce the pH level between 7.0 and 7.4 and always use a non copper based algacide such as **Desalgine® Jet**.

### SOLUTION FOR SAND FILTERS

## Strong chlorine odour. Stinging eyes after using the pool.

A high amount of **chloramines** in the pool water, due to an insufficient amount of chlorine, and therefore inadequate water disinfection.

- Check and if necessary adjust the pH level between 7.0 and 7.4.
- Carry out a shock treatment with **Chlorifix®** or **Chloryte®**.
- Increase the amount of fresh water by prolonging the backwash time.
- Clean and disinfect the filter by using **Filterclean Tab**.
- Ensure a continuous water disinfection without interruption at all times.

### SOLUTION

## Correct handling of BAYROL products.

BAYROL products for pool water treatment are chemical products, some of them in highly concentrated form. For this reason appropriate precautions need to be taken during application and for the storage. Only use BAYROL products for their intended purpose, and ensure that you read the entire contents of the product label carefully before use.

### The following points must be observed:

- Store chemicals sealed in a cool, dry, well ventilated area. Protect from direct sunlight.
- Do not store together with food, highly combustible materials, or highly flammable materials such as solvents, oils, paints or waste.
- Do not mix with other chemicals.
- Never mix chlorine products with each other or with other chemicals, neither in solid nor concentrated form!
- Avoid contact with eyes and skin. We recommend to wear gloves during dosing.
- Sweep up any dry chemical spills. For small spills, flush area thoroughly with plenty of water. For larger spills, please contact your pool dealer or BAYROL directly for advice on what to do.
- In case of contact with eyes, immediately rinse thoroughly with water and seek medical advice. It is imperative to take along the packaging including the label.
- In case concentrated product comes into contact with skin, clothing or non-resistant materials, rinse immediately with plenty of water.
- Store all chemicals out of reach of children and unauthorised persons.







**BAYROL Deutschland GmbH**  
Robert-Koch-Straße 4 · D-82152 Planegg  
Telefon + 49 (0)89 85701-0 · [info@bayrol.de](mailto:info@bayrol.de) · [www.bayrol.com](http://www.bayrol.com)